



INSTRUCTION MANUAL

NERO HAIR DRYER

(Code: 7411601)

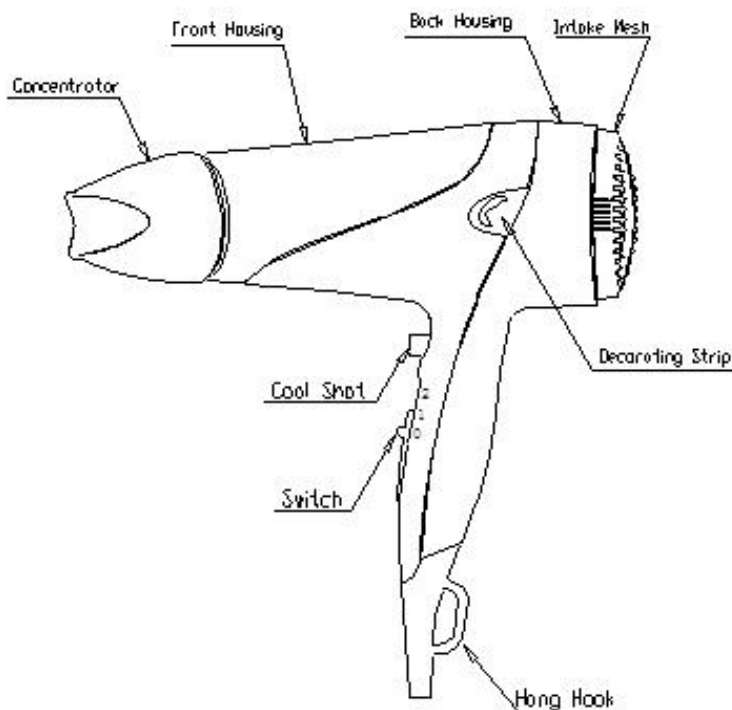
220-240V 50/60Hz 1800W

SPECIAL FEATURES

1. Long life motor and high quality switch.
2. Safety with filter and overheating protection.
3. Professional slim air concentrator.
4. Hang-up hook.

HOW TO USE YOUR HAIRDRYER

1. Always ensure the switch is set to OFF position before plugging the unit into the power outlet.
2. Use the high setting for drying hair, and use low setting for styling.
3. If the hair dryer stops for any reason, turn it off at once and let it cool down.
4. Switch control
0=OFF Position
1=Low: Low speed
2=HIGH: High speed



5. The hair dryer can be used with or without the concentrator.
6. Switch off after using, and then remove the plug from the socket.

IMPORTANT SAFEGUARDS

When using electrical appliances, basic safety precautions should always be followed, including the following:

1. Never connect the dryer to incorrect voltage.
2. If the supply cord is damaged, it must be replaced by the manufacturer or its service agent or similarly qualified person in order to avoid hazard.
3. Make sure that the air outlet and the grill are not obstructed while using.
4. The dryer is protected against overheating. It stops automatically when overheating and starts again after a short time of cooling. If the dryer stops automatically and you don't need to use it again, switch off and remove the plug from the socket.
5. Do not put the air outlet too close to your hair. Please switch off the dryer for lengthy breaks in the drying process and disconnect it after use.
6. Keep the dryer out of reach of children.
7. Do not immerse the dryer in water or use in damp areas.
8. This appliance can only be used by children aged from 8 years and above and persons with reduced physical, sensory or mental capabilities or lack of experience and knowledge if they have been given supervision or instruction concerning use of the appliance in a safe way and understand the hazards involved. Children should not play with the appliance. Cleaning and user maintenance should not be made by children without supervision.

WARNING:

1. Do not use this appliance near water, or use the appliance with wet hands.
2. Do not use this appliance near bathtubs, showers, basins or other vessels containing water.



3. When the hairdryer is used in a bathroom, unplug it after use since the proximity of water presents a hazard even when the hairdryer is switched off.
4. For additional protection, the installation of a residual current device (RCD) having a rated residual operating current not exceeding 30mA is advisable in the electrical circuit supplying the bathroom. Ask your installer for advice.

IMPORTANT: Always ensure that hair dryer is disconnected from the mains supply before cleaning.

Use a damp cloth for cleaning and wipe dry. This will help preserve the original finish of your hair dryer.

Abrasive cleansers should not be used.



WARNING: Never immerse the hair dryer in water and always ensure that plug is kept dry.

You should regularly take the inlet apart and clean it:

Turn the inlet to an anticlockwise direction to open. After cleaning, turn to a clockwise direction to reattach to the hair dryer.

Frequently clean out any hair or fluff that becomes stuck in the inlet filter as it may cause the appliance to overheat.

The list of the marking symbol

V	Volt	Hz	Hertz
W	Watt	~	Alternating current
	Class II appliance symbol		Do not use this appliance near bathtubs, showers, basins or other vessels containing water.

Imported By R. Weatherdon & Co Pty Ltd

Sydney - Australia

www.weatherdon.com.au

Made in China